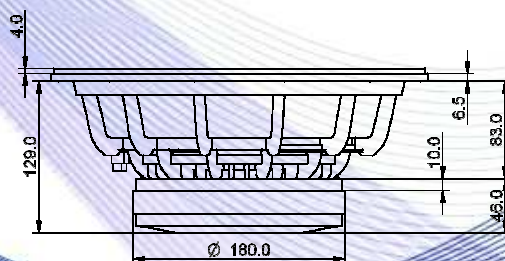
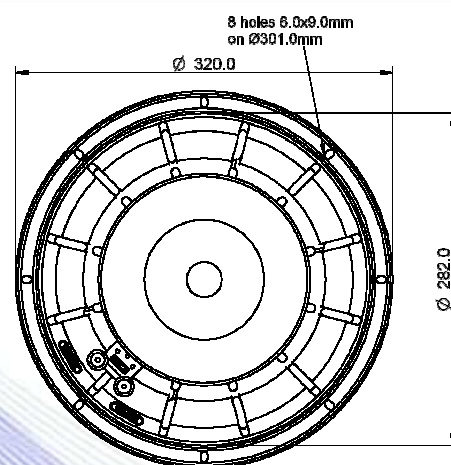


- 3" sandwich voice coil Kapton former
- Ferrite magnet
- Progressive wave Konex spider
- Cloth surround with DAR technology
- Cone waterproof treatment
- 99.0 dB sensitivity

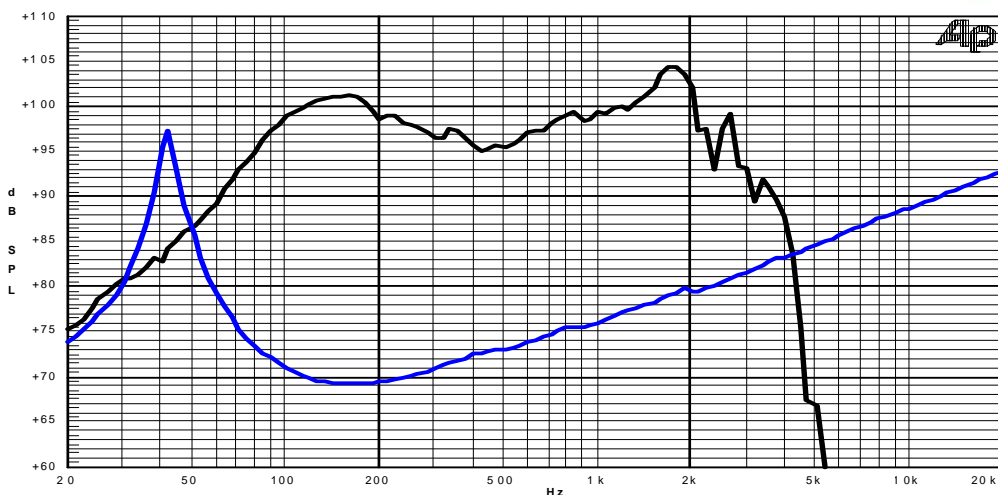
Specifications	
Nominal Diameter	388mm (15")
Nominal Impedance	8Ω
Rated Power AES ⁽¹⁾	350W
Continuous Program Power ⁽²⁾	700W
Sensitivity @ 1W/1m ⁽³⁾	99.0dB
Voice Coil Diameter	75mm (3")
Voice Coil Winding Depth	20mm
Magnetic Gap Depth	10mm
Flux Density	1.04T
Magnet Weight	2045g
Net Weight	8.3kg

Thiele & Small Parameters ⁽⁴⁾			
Re	5.10Ω	Fs	44.0Hz
Qms	10.90	Qes	0.39
Qts	0.38	Mms	90.8g
Cms	144μm/N	Bxl	18.12Tm
Vas	149.1l	Sd	855.3cm ²
X max ⁽⁵⁾	+/-6.5mm	X var ⁽⁶⁾	+/-10.0mm
η ₀	3.11%	Le (1kHz)	1.33mH

Costructive Characteristics	
Magnet	: Ferrite
Basket Material	: Aluminium Die-Cast
Voice Coil Winding Material	: Copper
Voice Coil Former Material	: Fiberglass
Cone Material	: Paper
Cone Treatment	: Surface Waterproof Treatment
Surround Material	: Treated Cloth
Dust Dome Material	: Solid Paper



Frequency Response on IEC Baffle (DIN 45575) @ 1W,1m – Free Air Impedance



- Note:
- 1 : Rated Power measured with 2 hours test with pink noise signal, 6dB crest factor, loudspeaker mounted on enclosure
 - 2 : Power on Continuous Program is defined as 3 dB greater than the Rated Power
 - 3 : Calculated by Thiele & Small parameters
 - 4 : Thiele & Small parameters measured with laser system without preconditioning test
 - 5 : Measured with respect to a THD of 10% using a parameter-based method
 - 6 : Value corresponding to a decay of the Force Factor, or Compliance, or both, equal to the 50% of the small signal value.
 - 7 : Drawing dimensions: mm
 - 8 : The notch around 400Hz on the frequency response is typical of the measurement on IEC baffle